



Quarter to display

[Text Version](#)

[Child Protection quarterly dashboard prior 2022-23](#)

Early Intervention	Child Protection - Reports	Child Protection - Children and young people	OOHC - Keeping children and young people safe	OOHC - Stable and nurturing environments
--------------------	----------------------------	--	---	--

## Targeted Early Intervention (TEI) services - year to date (YTD) data Á

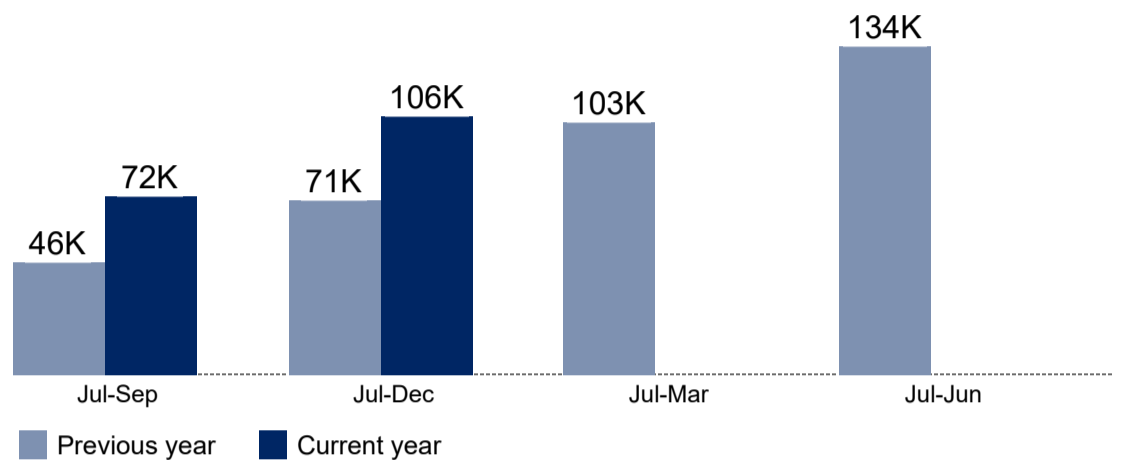


How many **individual clients** were seen in TEI from the first day of the financial year to the end of the quarter?

Chart 1: TEI - Individual clients seen (YTD)

There were approximately **106K** individual clients who received TEI services from 1 July 2022 to 31 December 2022.

When compared with the same period in the previous year of **71K** individual clients who received TEI services, this is an increase of approximately **35K**.

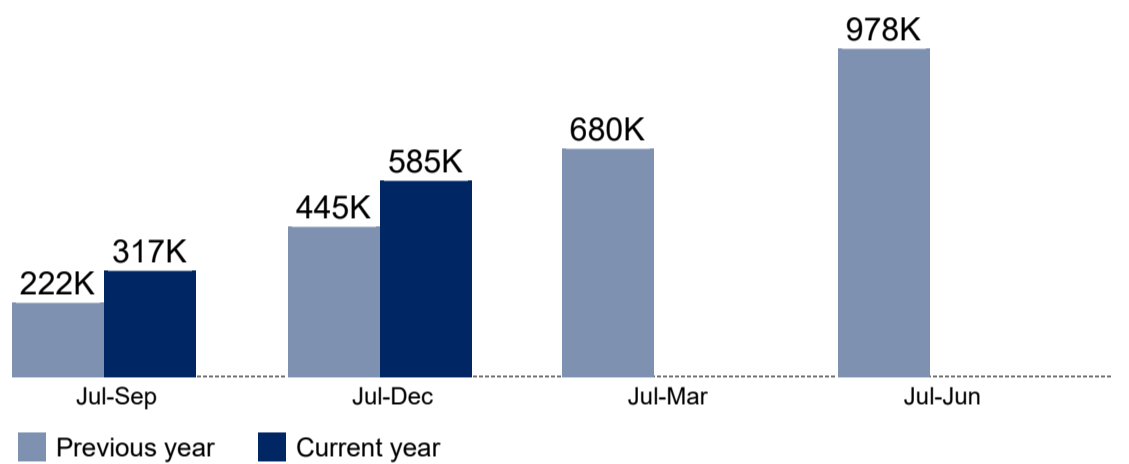


How many **group clients** were seen in TEI from the first day of the financial year to the end of the quarter?

Chart 2: TEI - Group clients seen (YTD)

There were approximately **585K** group clients who received TEI services from 1 July 2022 to 31 December 2022.

When compared with the same period in the previous year of **445K** group clients who received TEI services, this is an increase of approximately **139K**.

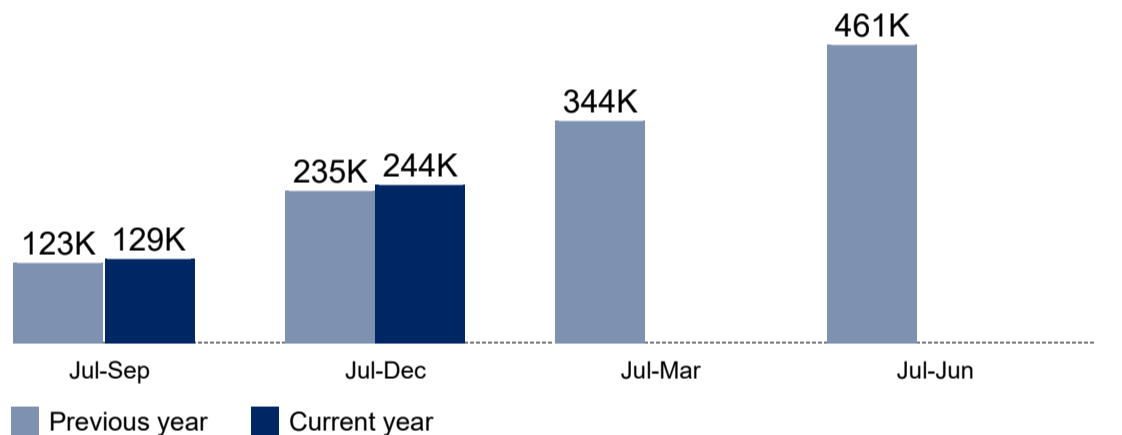


How many **total sessions** were delivered in TEI from the first day of the financial year to the end of the quarter?

Chart 3: TEI - Total sessions delivered (YTD)

There were approximately **244K** TEI sessions delivered from 1 July 2022 to 31 December 2022.

When compared with the same period in the previous year of **235K** TEI sessions delivered, this is an increase of approximately **9K**.



**Notes:**

1. Data on Targeted Early Intervention (TEI) Services from the Department of Social Security (DSS) DataExchange (DEX) platform was first reported in the September 2020 Caseworker Dashboard.
2. Finalised data on Targeted Early Intervention (TEI) services is available 6 monthly. Consequently from 2022-23, YTD Q1 data will be reported at the same time that YTD Q2 data is reported. Similarly YTD Q3 data will be reported at the same time that YTD Q4 data are reported.
3. TEI data for 2020-21 can be accessed [here](#).

View [Caseworker Dashboard](#)



Quarter to display

[Text Version](#)

[Child Protection quarterly dashboard prior 2022-23](#)

Early Intervention	Child Protection - Reports	Child Protection - Children and young people	OOHC - Keeping children and young people safe	OOHC - Stable and nurturing environments
--------------------	----------------------------	--	---	--

## Child and young person concern reports



**Child and young person concern reports** received from reporter agencies and how these reports were classified

Reporter Agency  
All

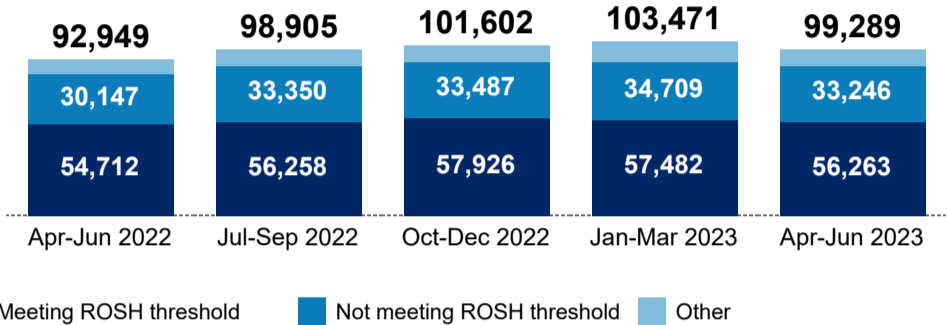
Reporter Type  
All

Helpline Assessment Outcome  
All

A total of **99,289** child and young person concern reports were received in the April to June 2023 quarter. Of these concern reports reported in the quarter,

- **56.7%** met the risk of significant harm (ROSH) threshold,
- **33.5%** were assessed as not meeting the ROSH threshold, and
- **9.9%** were classified as other.

Chart 1: Child and young person **concern reports**

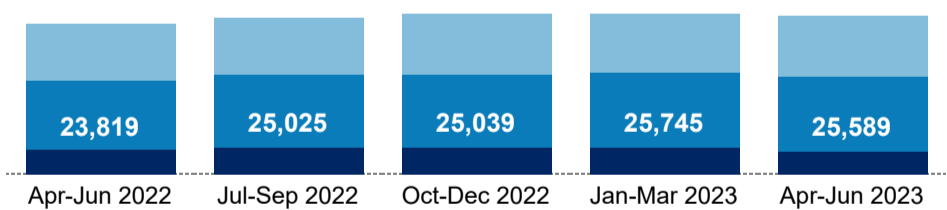
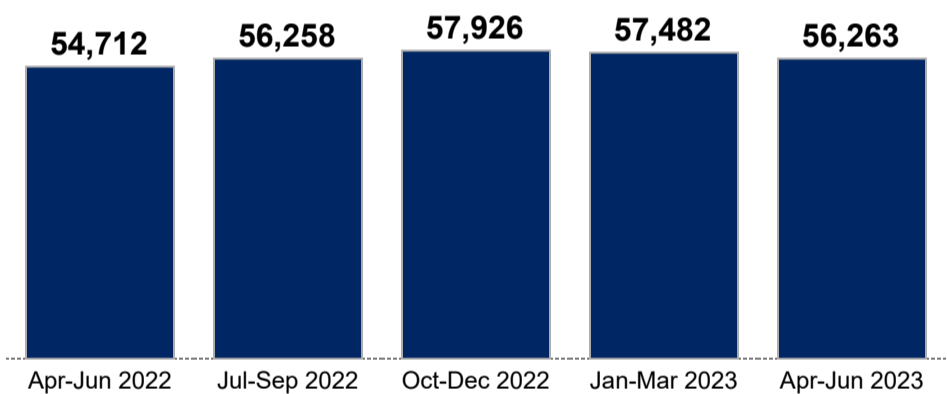


**Assessment of child and young person concern reports to determine if they meet the statutory ROSH threshold**

There were **56,263** ROSH reports in the April to June 2023 quarter. This is equivalent to a decrease of **2.1%** from the previous quarter.

Compared with the same quarter last year of **54,712**, this represents a growth of **2.8%**.

Chart 3: **ROSH reports** by primary Helpline assessed issue



\* This excludes other/NA response priorities.

**Notes:**

1. Data for non-Aboriginal children and young people also include children and young people with the Aboriginality status of **Not Stated**.
2. Small numbers (e.g., <5) have been suppressed to protect privacy and avoid client identification.
3. NP: Not published.

[View Caseworker Dashboard](#)



April June 2023

Board prior 2022-23

Early Intervention	Child Protection - Reports	<b>Child Protection - Children and young people</b>	OOHC - Keeping children and young people safe	OOHC - Stable and nurturing environments
--------------------	----------------------------	---	---	--

## Children and young people involved in concern reports

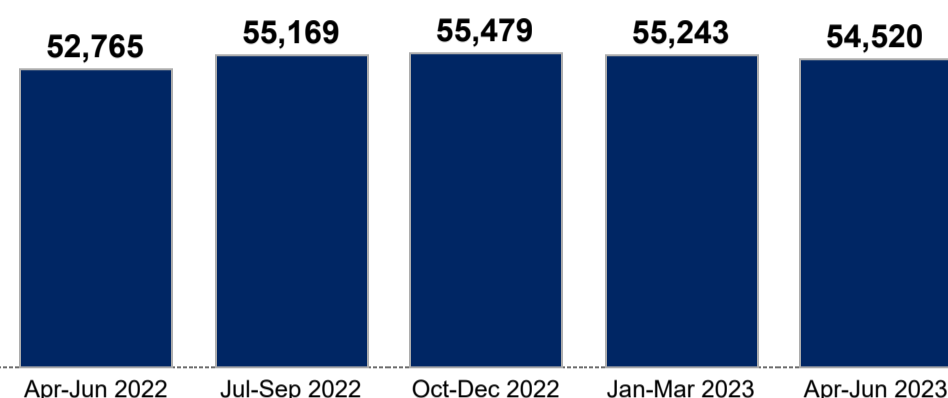


How many **children and young people** were involved in child and young person **concern reports** during the quarter?

There were **54,520** children and young people involved in concern reports in the April to June 2023 quarter, a decrease of **1.3%** from the previous quarter.

When compared with the same quarter in the previous year of **52,765**, this is an increase of **3.3%**.

Chart 1: **Children and young people** involved in concern reports



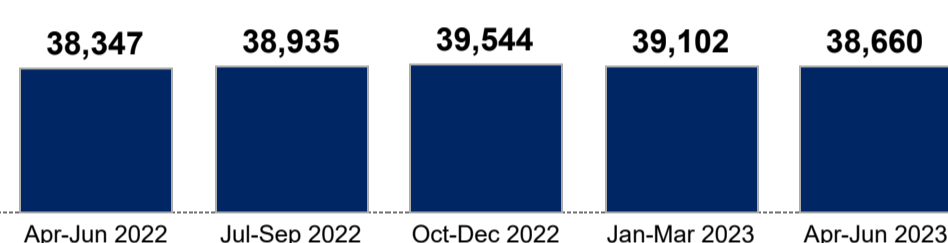
How many **children and young people** were involved in **ROSH reports** during the quarter?

A total of **38,660** children and young people involved in ROSH reports in NSW in the April to June 2023 quarter. This translates to a decline of **1.1%** from the previous quarter.

When compared with the same quarter in the previous year of **38,347**, this is an increase of **0.8%** or **313** children and young people.

Aboriginality All District All

Chart 2: **Children and young people** involved in ROSH reports<sup>2</sup> during the quarter



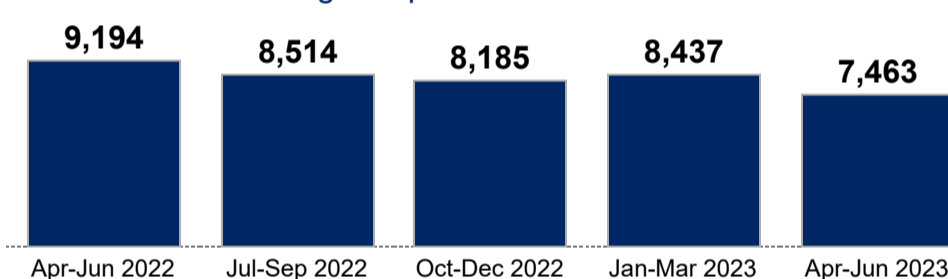
How many **children and young people** were **seen** by a DCJ caseworker during the quarter?

A total of **7,463** children and young people involved in ROSH reports who were seen by a DCJ caseworker in NSW in the April to June 2023 quarter. This translates to a decline of **11.5%** from the previous quarter.

When compared with the same quarter in the previous year of **9,194**, this is a decrease of **18.8%** or **1,731** children and young people.

Aboriginality All District All

Chart 3: **Children and young people** involved in ROSH reports during the quarter who were seen<sup>3</sup>



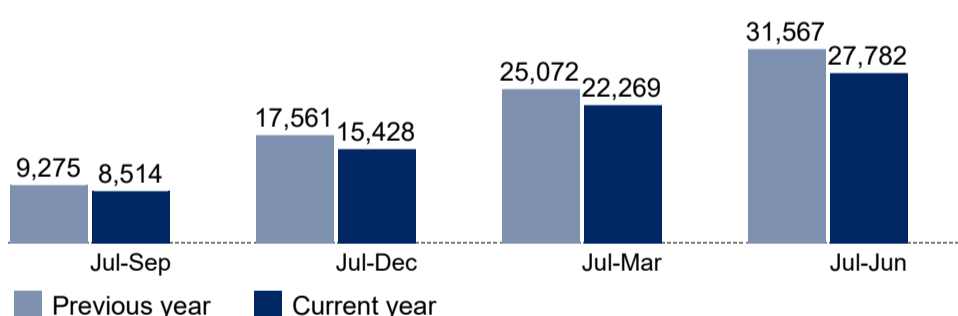
How many **children and young people** were **seen** by a DCJ caseworker from the first day of the financial year to the end of the quarter?

A total of **27,782** children and young people involved in ROSH reports who were seen by a DCJ caseworker from July 2022 to June 2023.

When compared with the same period in the previous year of **31,567** children and young people, this is a decrease of **3,785** children and young people were seen by a DCJ caseworker.

Aboriginality All

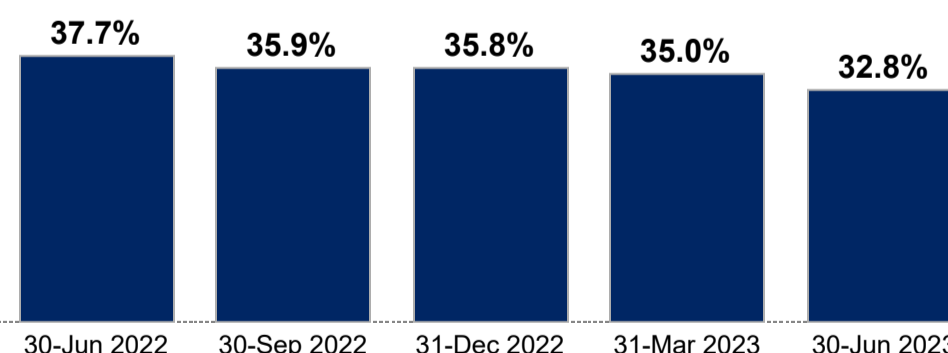
Chart 4: **Children and young people** involved in ROSH reports who were seen YTD



What is the percentage of children and young people re-reported at ROSH within 12 months of case plan closure by the end of the quarter<sup>4</sup>?

By 30 June 2023, **32.8%** of children and young people were re-reported at ROSH within 12 months of case plan closure (Target 32.3% by June 2023).

Chart 5: **Children and young people** re-reported within 12 months of case plan closure by the end of the quarter<sup>4</sup>



### Notes:

1. Data for non-Aboriginal children and young people also include children and young people with the Aboriginality status of **Not Stated**.
2. Prior to 2022-23, District in the **Children and young people involved in ROSH report** measure refer to the District of the first ROSH during the quarter. From Q1 2022-23, District is updated to for the sub-cohort of children seen only to align with the Children Seen measure.
3. District in **Children Seen** measure refers to District associated with the ROSH report during the reporting period that had the earliest submitted Safety/Alternative Assessment.
4. Based on the cohort of children who had closed cases during the 12 month period with case closure reasons of either (i) *case plan goal achieved* OR (ii) *no further intervention required*. These children are followed up for 12 months following care closure to determine what proportion are reported within that 12 month follow up period ending the last day of the reported quarter.
5. Small numbers (e.g., <5) have been suppressed to protect privacy and avoid client identification.
6. NP: Not published.

View [Caseworker Dashboard](#)



Quarter to display

[Text Version](#)

[Child Protection quarterly dashboard prior 2022-23](#)

Early Intervention	Child Protection - Reports	Child Protection - Children and young people	<b>OOHC - Keeping children and young people safe</b>	OOHC - Stable and nurturing environments
--------------------	----------------------------	--	--	--

## Keeping children and young people safe

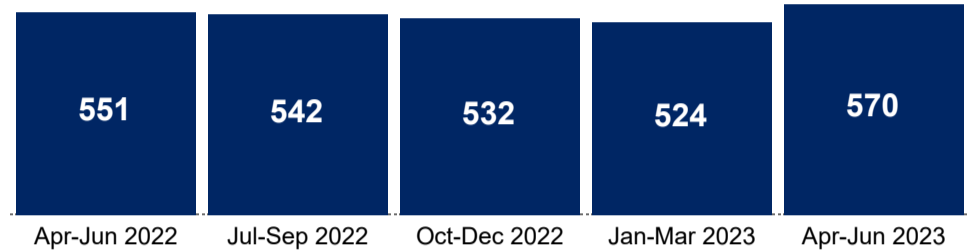
### Children and young people entering care during the quarter

A total of **570** children and young people entered OOHC in the April to June 2023 quarter. This translates to a rise of **8.8%** or **46** children and young people, when compared with the previous quarter.

When compared with the same quarter last year of **551** children and young people entering care, this is an increase of **3.4%** or **19** children and young people.

Age at entry  
All

Chart 1: Children and young people entering OOHC<sup>4</sup> by age at entry



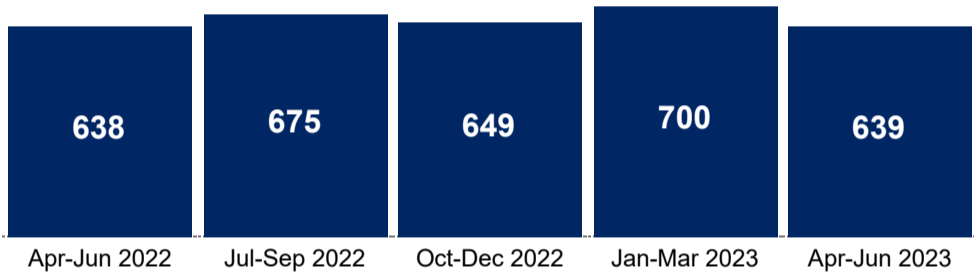
### How many children and young people exited OOHC during the quarter?

There were **639** children and young people exiting OOHC in the April to June 2023 quarter. This is a decrease of **8.7%** or **61** children and young people from the previous quarter.

Compared with the same quarter last year of **638** children and young people exiting OOHC, this is comparable to the result of the same quarter last year.

Age at exit  
All

Chart 2: Children and young people exiting OOHC<sup>4</sup> by age at exit

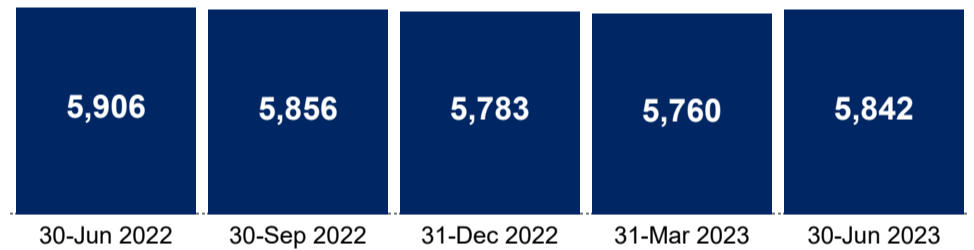


### Children and young people in need of care and protection by case management responsibility

Aboriginality  
Aboriginal children and young people

Case management responsibility  
All

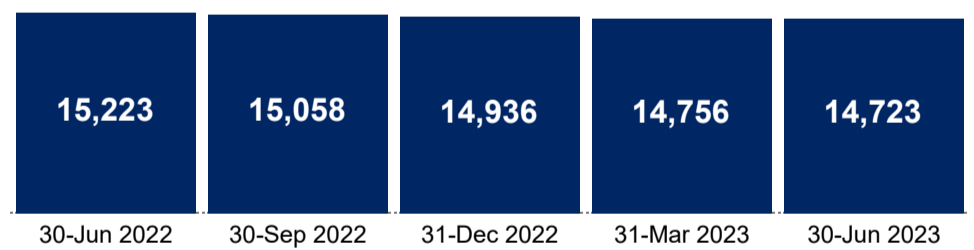
Chart 3: Children and young people in statutory OOHC<sup>4</sup> by Aboriginality and case management responsibility at quarter end



### Placement of children and young people in need of care and protection

Placement Type  
All

Chart 4: Children and young people in OOHC<sup>4</sup> by placement type at quarter end



At 30 June 2023, a total of **14,723** children and young people were in OOHC. This means a decrease of **3.3%**, when compared with **15,223** reported at the same quarter end last year.

#### Notes:

1. Data for non-Aboriginal children and young people also include children and young people with the Aboriginality status of **Not Stated**.
2. Small numbers (e.g., <5) have been suppressed to protect privacy and avoid client identification.
3. NP: Not published.
4. [View definitions of specific forms of out-of-home care.](#)

[View Caseworker Dashboard](#)



# DCJ Quarterly Statistical Report on Services for Children and Young People - April-June 2023



Quarter to display

[Text Version](#)

[Child Protection quarterly dashboard prior 2022-23](#)

Early Intervention	Child Protection - Reports	Child Protection - Children and young people	OOHC - Keeping children and young people safe	<b>OOHC - Stable and nurturing environments</b>
--------------------	----------------------------	--	---	---

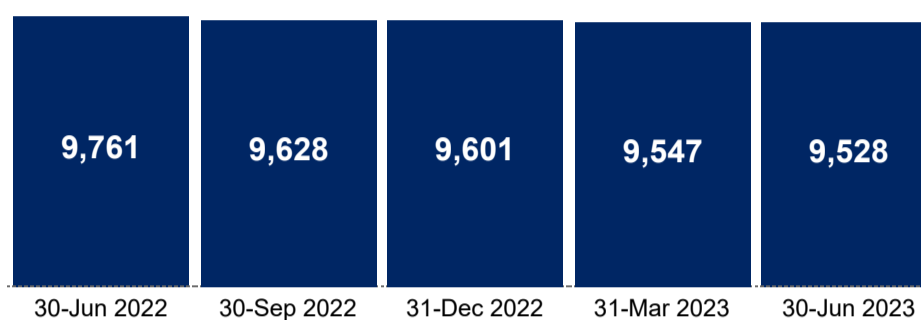
## Stable and nurturing environments for children and young people

### Better placements and matching for children and young people in care

At 30 June 2023, there were **9,528** children and young people in OOHC with fewer than three placements.

This is similar to the result of the previous quarter.

Chart 1: Children and young people in OOHC<sup>4</sup> with fewer than three placements at quarter end



### Alternate permanent placement solutions for children and young people in need of care and protection

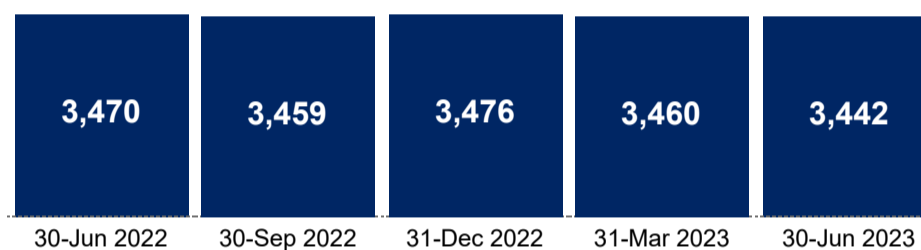
A total of **3,442** children and young people were on Guardianship Orders at 30 June 2023.

This is equivalent to a decrease of **0.5%** or **18** children and young people from the end of the previous quarter.

Age group  
All

Aboriginality  
All children and young people

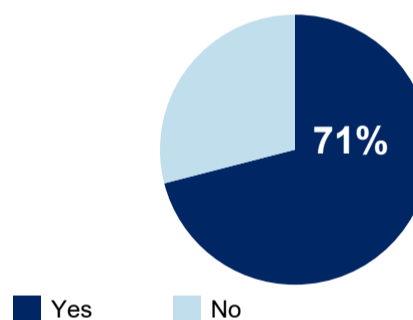
Chart 2: Number of children and young people on Guardianship Orders by Aboriginality and age group



### Placement of Aboriginal children and young people with extended family

At 30 June 2023, **71%** of Aboriginal children and young people in care were placed with an Aboriginal or non-Aboriginal relative or an Aboriginal carer.

Chart 3: Aboriginal children and young people in OOHC<sup>4</sup> placed with a relative or an Aboriginal carer - 30 June 2023



#### Notes:

1. Data for non-Aboriginal children and young people also include children and young people with the Aboriginality status of **Not Stated**.
2. Small numbers (e.g., <5) have been suppressed to protect privacy and avoid client identification.
3. NP: Not published.
4. [View definitions of specific forms of out-of-home care.](#)

[View Caseworker Dashboard](#)